



Junction boxes and empty enclosures

CLIPSAFE

PHOENIX CONTACT – In dialog with customers and partners worldwide

Phoenix Contact is a global market leader in the field of electrical engineering, electronics and automation. Founded in 1923, the family-owned company now employs around 14,500 people worldwide. A sales network with over 50 sales subsidiaries and more than 30 additional global sales partners guarantees customer proximity directly on site, anywhere in the world.

Our range of services consists of products associated with various electrotechnical applications. This includes numerous connection technologies for device manufacturers and machine building, components for modern control cabinets, and tailor-made solutions for many applications and industries such as the automotive industry, wind power, solar power, the process industry or applications in the field of water management, power transmission/distribution, and transportation infrastructure.



Global player with personal customer contact

Company independence is an integral part of our corporate policy. Phoenix Contact therefore relies on in-house competence and expertise in a range of contexts: the design and development departments constantly come up with innovative product ideas, developing special solutions to meet customer requirements. Numerous patents emphasize the fact that many of Phoenix Contact's products have been developed in-house.



CLIPSAFE junction boxes and empty enclosures

The new CLIPSAFE enclosure product range provides comprehensive protection for your applications in industrial environments and in process technology. You can obtain the CLIPSAFE empty enclosure completely equipped with terminal blocks and cable glands on request. The enclosures are supplied with corresponding device approval for use in potentially explosive areas. Our worldwide sales network offers you professional customer support and short delivery times.



Contents

CLIPSAFE junction boxes and empty enclosures	4
Everything from a single source	6
Quality in every application	8
Ex stainless steel empty enclosures	10
Ex polyester empty enclosures	32
Polyester empty enclosures	42
Cable glands	52
Connectors	54
Cable management, installation and mounting material	56
Marking, labeling and tools	58
Control cabinet manufacturing made easy	60
Phoenix Contact as a partner of the process industry	62

Find out more with the web code

You can find web codes in this brochure: a pound sign followed by a four-digit number combination

i Web code: #1234 (example)

This allows you to access information on our website quickly.

It could not be easier:

1. Go to the Phoenix Contact website
2. Enter # and the number combination in the search field
3. Get more information and product versions

Or use the direct link:
phoenixcontact.net/webcode/#1234

CLIPSAFE – junction boxes and empty enclosures

At Phoenix Contact, with CLIPSAFE, you receive an innovative, high-quality product range of empty enclosures, machined empty enclosures, and junction boxes made of stainless steel and polyester. CLIPSAFE can be used in hazardous areas, with corresponding approvals for use in potentially explosive areas.

The enclosure range impresses, thanks to its diversity and versatility – specifically designed for use in your application.

 Web code: #0140



Ex stainless steel empty enclosures

The new CLIPSAFE stainless steel Ex enclosure product range provides comprehensive protection for your applications in industrial environments and in process technology. The product range consists of standardized enclosures in sizes up to 1000 x 1000 x 300 mm. Upon request, we can expand the enclosures into ATEX- and IECEx-approved junction boxes.



Ex polyester empty enclosures

The comprehensive range of CLIPSAFE polyester Ex enclosures provides comprehensive protection for your applications in potentially explosive areas. On request, we can expand the enclosures into ATEX- and IECEx-approved junction boxes.



Polyester empty enclosures

The extensive standard CLIPSAFE polyester enclosure range provides robust standard enclosures for industrial environments as well as for non-potentially explosive areas in the process industry. The enclosures are expanded into junction boxes and control boxes in line with your requirements.

CLIPSAFE – Everything from a single source

Reduce your assembly and approval costs. With your input, we can design and develop the right solution for your application using the wide range of CLIPSAFE empty enclosures.

Just call us or send us an e-mail, and we will deliver exactly what you need.



Empty enclosures

Select the ideal enclosure for your application. Custom dimensions and surface treatments are available on request. For applications in the Ex area, the enclosures are supplied with corresponding component approval in accordance with ATEX or IECEx.



Empty enclosures customized according to customer specifications

We can customize the enclosures according to your specifications with threads, bore holes, and rectangular cutouts. The Ex standards according to ATEX and IECEx are taken into consideration. The enclosures are supplied with corresponding component approval.

Customer-specific solutions

Please use the inquiry form on the website to submit a quick request for a custom junction box and housing solution. On this form, you can provide a simple description of your requirements. We will then prepare an individual quote based on the information provided.

Just enter the web code into the search field on our website.



Web code: #0851



Junction boxes assembled according to customer specifications

If desired, you can obtain the CLIPSAFE empty enclosure completely equipped with components and cable glands. The junction boxes are supplied with corresponding device approval in accordance with ATEX and IECEx for use in potentially explosive areas.



Control boxes according to customer specifications

Custom control boxes with electronic components are available on request.

CLIPSAFE – Quality in each application

CLIPSAFE is diverse and versatile – specifically designed to ensure safe use of your application. Thanks to their design and high-quality materials, they are ideal for use in harsh, potentially explosive industrial settings.

The quality is demonstrated by recognized tests specified by national and international standards.

Test sequences for quality inspection in accordance with IEC/EN 60079

- ✓ Test sequence 1
Moist heat storage
- ✓ Test sequence 2
Heat storage
- ✓ Test sequence 3
Low temperature storage
- ✓ Test sequence 4
Impact test
- ✓ Test sequence 5
IP water protection testing
- ✓ Test sequence 6
Overpressure test
- ✓ Test sequence 7
Dust vacuum test

CLIPSAFE enclosures fulfill strict requirements for safe use in the process industry.



Offshore applications and shipbuilding

Corrosion testing:

Salt fog test in accordance with DIN EN 60068-2-11

IP leakage test:

IPX6 and X4, water jet in accordance with IEC 60529



Oil production

Temperature shock test:

IEC 60068-2-14

Dust-proofing:

IP6KX in accordance with IOS 20653 with Arizona desert dust



Pipeline

Low temperature storage:

IEC 60068-2-1

Moist heat storage:

IEC 60068-2-78



Bulk goods processing industry

Dust-proofing:

IP6X in accordance with IEC 60529

Vibration and shock testing:

IEC 60068-2-6 / DIN EN 61373



Chemical industry

Corrosion testing:

DIN 50018

IP leakage test:

IPX9K Kärcher test ISO 20653



Oil and gas industry

ATEX and IECEx test:

IEC/EN 60079

Impact test:

IEC 62262

CLIPSAFE Ex stainless steel enclosures – Innovative enclosure concept



The enclosures are available as door or cover versions in nine different depths and sizes up to 1000 mm x 1000 mm x 300 mm. The robust enclosures made from up to 2 mm thick high-grade AISI 316L/1.4404 (V4A) and AISI 304/1.4301 (V2A) stainless steel are ideal for use under extreme conditions.


 Web code: #0850

Surface brushed, 240 grain,
electropolished on request

The marking label is fitted
outside the seal area

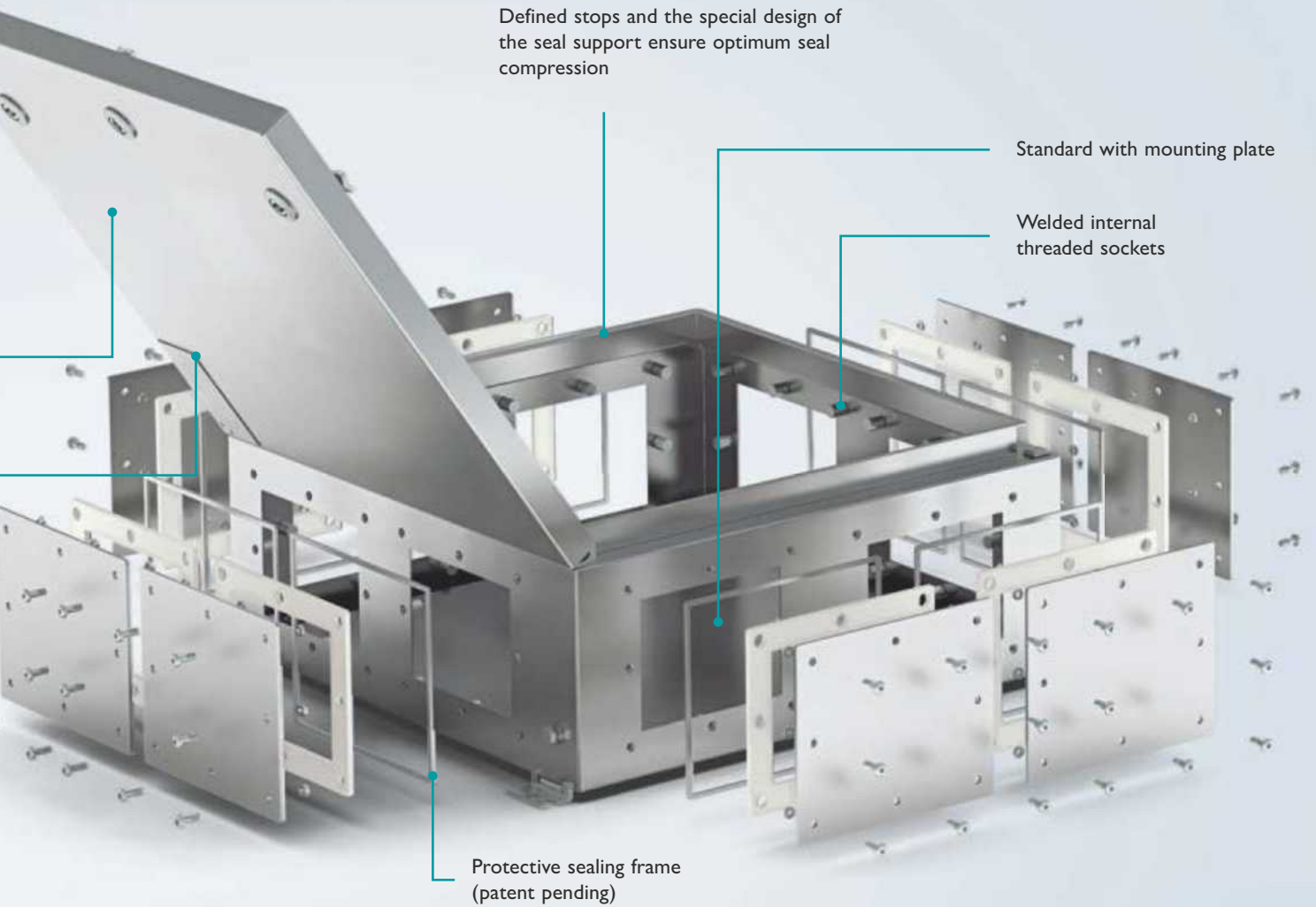
Design data and equipment tables

CAD drawings in STEP, IGES, and DXF format can be downloaded directly from the website in the product area for the respective empty enclosure.



Flexible door stop

The door stop can be easily changed according to your individual requirements or the installation situation. The 135° opening angle of the door guarantees comfortable work during maintenance and servicing. The special door and cover seal guarantees a reliable seal even after it has been opened multiple times.



Flexible wall fastening

The mounting brackets that are supplied as standard can be flexibly adapted to the installation situation. Welded-on mounting brackets are available on request.



Individual equipping with flange plates

The junction boxes and empty enclosures can be equipped with flange plates on up to four sides. The plates are equipped with a protective sealing frame (patent pending) and with captive mounting screws.



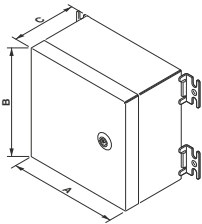
Protection against moisture and dirt

A drainage channel integrated in the housing design prevents the ingress of moisture and dirt when opened. The flat seal edge protects against injury during installation and when carrying out maintenance and servicing.

Ex stainless steel enclosures with door AISI 316L / 1.4404 (V4A)



Technical data	
Material	Stainless steel: AISI 316L / 1.4404 (V4A)
Seal material	Silicone seal: -55 °C ... +135 °C
Degree of protection	IP66 in accordance with EN 60529
Impact strength (J)	7 joules in accordance with EN 60079-0
Surface characteristics	Brushed, 240-grain
Type of locking	Quarter turn locking with two-way key bit
Material thickness (mm)	1.5*



Scope of delivery:

Stainless steel enclosures with hinged door and quarter turn locking; mounting plate, two-way key bit, fastening bracket with assembly screws, M12 grounding bolt attached on the exterior, installation instructions

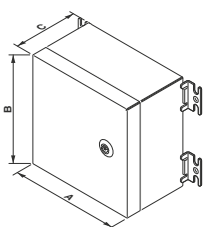


Dimensions A x B x C (mm)	Type	Empty enclosures Order No.	Mounting plates	
			Supplied as standard	Size (mm)
200 x 200 x 160	C S6 A 200X200X160	0899047	Yes	144 x 144
200 x 300 x 160	C S6 A 200X300X160	0899053	Yes	144 x 244
260 x 260 x 160	C S6 A 260X260X160	0899049	Yes	204 x 204
260 x 260 x 210	C S6 A 260X260X210	0899084	Yes	204 x 204
260 x 300 x 200	C S6 A 260X300X200	0899081	Yes	204 x 244
260 x 380 x 160	C S6 A 260X380X160	0899059	Yes	204 x 324
260 x 380 x 210	C S6 A 260X380X210	0899090	Yes	204 x 324
300 x 300 x 160	C S6 A 300X300X160	0899055	Yes	244 x 244
300 x 300 x 200	C S6 A 300X300X200	0899082	Yes	244 x 244
300 x 300 x 210	C S6 A 300X300X210	0899087	Yes	244 x 244
300 x 500 x 160	C S6 A 300X500X160	0899069	Yes	244 x 444
350 x 500 x 160	C S6 A 350X500X160	0899073	Yes	294 x 444
350 x 500 x 210	C S6 A 350X500X210	0899102	Yes	294 x 444
380 x 380 x 160	C S6 A 380X380X160	0899061	Yes	324 x 324
382 x 458 x 160	C S6 A 382X458X160	0899065	Yes	326 x 402
382 x 458 x 210	C S6 A 382X458X210	0899096	Yes	326 x 402
400 x 260 x 160	C S6 A 400X260X160	0899051	Yes	344 x 204
400 x 300 x 160	C S6 A 400X300X160	0899057	Yes	344 x 244
400 x 500 x 160	C S6 A 400X500X160	0899071	Yes	344 x 444
400 x 650 x 260	C S6 A 400X650X260*	0899127	Yes	344 x 594

Approvals

ATEX	Baseefa14ATEX0393U
	Baseefa15ATEX0057X
	Baseefa15ATEX0107X
IECEX	IECEX BAS 14.0179U
	IECEX BAS 15.0038X
	IECEX BAS 15.0080X

* If the enclosure side length is greater than or equal to 600 mm, then the material thickness is increased to 2.0 mm



Scope of delivery:

Stainless steel enclosures with hinged door and quarter turn locking; mounting plate, two-way key bit, fastening bracket with assembly screws, M12 grounding bolt attached on the exterior, installation instructions

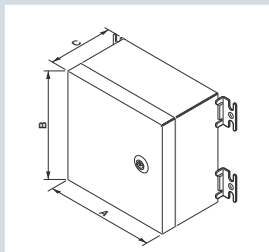


Dimensions A x B x C (mm)	Type	Empty enclosures Order No.	Mounting plates	
			Supplied as standard	Size (mm)
450 x 620 x 160	C S6 A 450X620X160*	0899075	Yes	394 x 564
450 x 620 x 210	C S6 A 450X620X210*	0899108	Yes	394 x 564
480 x 480 x 160	C S6 A 480X480X160	0899067	Yes	424 x 424
480 x 480 x 210	C S6 A 480X480X210	0899099	Yes	424 x 424
500 x 400 x 160	C S6 A 500X400X160	0899063	Yes	444 x 344
508 x 762 x 210	C S6 A 508X762X210*	0899114	Yes	452 x 706
508 x 762 x 300	C S6 A 508X762X300*	0899130	Yes	452 x 706
550 x 740 x 210	C S6 A 550X740X210*	0899111	Yes	494 x 684
600 x 400 x 200	C S6 A 600X400X200*	0899083	Yes	544 x 344
600 x 400 x 210	C S6 A 600X400X210*	0899093	Yes	544 x 344
600 x 600 x 210	C S6 A 600X600X210*	0899105	Yes	544 x 544
600 x 600 x 300	C S6 A 600X600X300*	0899128	Yes	544 x 544
600 x 650 x 240	C S6 A 600X650X240*	0899126	Yes	544 x 594
600 x 800 x 300	C S6 A 600X800X300*	0899132	Yes	544 x 744
610 x 914 x 210	C S6 A 610X914X210*	0899120	Yes	554 x 858
640 x 860 x 210	C S6 A 640X860X210*	0899117	Yes	584 x 804
740 x 980 x 210	C S6 A 740X980X210*	0899123	Yes	684 x 924
740 x 980 x 300	C S6 A 740X980X300*	0899136	Yes	684 x 924
800 x 800 x 300	C S6 A 800X800X300*	0899134	Yes	744 x 744
1000 x 1000 x 300	C S6 A 1000X1000X300*	0899138	Yes	944 x 944

Ex stainless steel enclosures with door and bottom flange plates AISI 316L / 1.4404 (V4A)



Technical data	
Material	Stainless steel: AISI 316L / 1.4404 (V4A)
Seal material	Silicone seal: -55 °C ... +135 °C
Degree of protection	IP66 in accordance with EN 60529
Impact strength (J)	7 joules in accordance with EN 60079-0
Surface characteristics	Brushed, 240-grain
Type of locking	Quarter turn locking with two-way key bit
Material thickness (mm)	1.5*



Scope of delivery:

Stainless steel enclosures with hinged door and quarter turn locking; flange plates, mounting plate, two-way key bit, fastening bracket with assembly screws, M12 grounding bolt attached on the exterior, installation instructions

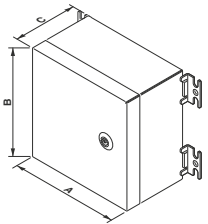



Dimensions A x B x C (mm)	Type	Empty enclos. Order No.	Mounting plates		Flange plate cutouts	
			Supplied as std.	Size (mm)	Bottom (mm)	Count
200 x 200 x 160	C1 S6 A 200X200X160	0899048	Yes	144 x 144	124 x 54	1
200 x 300 x 160	C1 S6 A 200X300X160	0899054	Yes	144 x 244	124 x 54	1
260 x 260 x 160	C1 S6 A 260X260X160	0899050	Yes	204 x 204	124 x 54	1
260 x 260 x 210	C1 S6 A 260X260X210	0899085	Yes	204 x 204	124 x 94	1
260 x 380 x 160	C1 S6 A 260X380X160	0899060	Yes	204 x 324	124 x 54	1
260 x 380 x 210	C1 S6 A 260X380X210	0899091	Yes	204 x 324	124 x 94	1
300 x 300 x 160	C1 S6 A 300X300X160	0899056	Yes	244 x 244	224 x 54	1
300 x 300 x 210	C1 S6 A 300X300X210	0899088	Yes	244 x 244	224 x 94	1
300 x 500 x 160	C1 S6 A 300X500X160	0899070	Yes	244 x 444	224 x 54	1
350 x 500 x 160	C1 S6 A 350X500X160	0899074	Yes	294 x 444	224 x 54	1
350 x 500 x 210	C1 S6 A 350X500X210	0899103	Yes	294 x 444	224 x 94	1
380 x 380 x 160	C1 S6 A 380X380X160	0899062	Yes	324 x 324	224 x 54	1
382 x 458 x 160	C1 S6 A 382X458X160	0899066	Yes	326 x 402	224 x 54	1
382 x 458 x 210	C1 S6 A 382X458X210	0899097	Yes	326 x 402	224 x 94	1
400 x 260 x 160	C1 S6 A 400X260X160	0899052	Yes	344 x 204	124 x 54	2
400 x 300 x 160	C1 S6 A 400X300X160	0899058	Yes	344 x 244	124 x 54	2
400 x 500 x 160	C1 S6 A 400X500X160	0899072	Yes	344 x 444	124 x 54	2
450 x 620 x 160	C1 S6 A 450X620X160*	0899076	Yes	394 x 564	124 x 54	2

Approvals

ATEX	Baseefa14ATEX0393U
	Baseefa15ATEX0057X
	Baseefa15ATEX0107X
IECEX	IECEX BAS 14.0179U
	IECEX BAS 15.0038X
	IECEX BAS 15.0080X

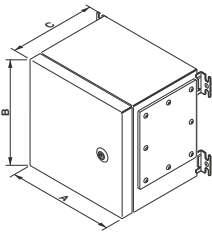
* If the enclosure side length is greater than or equal to 600 mm, then the material thickness is increased to 2.0 mm

	<p>Scope of delivery: Stainless steel enclosures with hinged door and quarter turn locking; flange plates, mounting plate, two-way key bit, fastening bracket with assembly screws, M12 grounding bolt attached on the exterior, installation instructions</p>					
Dimensions A x B x C (mm)	Type	Empty enclos. Order No.	Mounting plates		Flange plate cutouts	
			Supplied as std.	Size (mm)	Bottom (mm)	Count
450 x 620 x 210	C1 S6 A 450X620X210*	0899109	Yes	394 x 564	124 x 94	2
480 x 480 x 160	C1 S6 A 480X480X160	0899068	Yes	424 x 424	124 x 54	2
480 x 480 x 210	C1 S6 A 480X480X210	0899100	Yes	424 x 424	124 x 94	2
500 x 400 x 160	C1 S6 A 500X400X160	0899064	Yes	544 x 344	124 x 54	2
508 x 762 x 210	C1 S6 A 508X762X210*	0899115	Yes	452 x 706	124 x 94	2
508 x 762 x 300	C1 S6 A 508X762X300*	0899131	Yes	452 x 706	124 x 94	2
550 x 740 x 210	C1 S6 A 550X740X210*	0899112	Yes	494 x 684	124 x 94	2
600 x 400 x 210	C1 S6 A 600X400X210*	0899094	Yes	544 x 344	224 x 94	2
600 x 600 x 210	C1 S6 A 600X600X210*	0899106	Yes	544 x 544	224 x 94	2
600 x 600 x 300	C1 S6 A 600X600X300*	0899129	Yes	544 x 544	224 x 194	2
600 x 800 x 300	C1 S6 A 600X800X300*	0899133	Yes	544 x 744	224 x 194	2
610 x 914 x 210	C1 S6 A 610X914X210*	0899121	Yes	554 x 858	224 x 94	2
640 x 860 x 210	C1 S6 A 640X860X210*	0899118	Yes	584 x 804	224 x 94	2
740 x 980 x 210	C1 S6 A 740X980X210*	0899124	Yes	684 x 924	224 x 94	2
740 x 980 x 300	C1 S6 A 740X980X300*	0899137	Yes	684 x 924	224 x 194	2
800 x 800 x 300	C1 S6 A 800X800X300*	0899135	Yes	744 x 744	224 x 194	2
1000 x 1000 x 300	C1 S6 A 1000X1000X300*	0899139	Yes	944 x 944	224 x 194	3

Ex stainless empty enclosure, door and bottom flange, left/right AISI 316L/1.4404 (V4A)



Technical data	
Material	Stainless steel: AISI 316L / 1.4404 (V4A)
Seal material	Silicone seal: -55 °C ... +135 °C
Degree of protection	IP66 in accordance with EN 60529
Impact strength (J)	7 joules in accordance with EN 60079-0
Surface characteristics	Brushed, 240-grain
Type of locking	Quarter turn locking with two-way key bit
Material thickness (mm)	1.5*



Scope of delivery:

Stainless steel enclosures with hinged door and quarter turn locking; mounting plate, two-way key bit, fastening bracket with assembly screws, M12 grounding bolt attached on the exterior, installation instructions



Dimensions A x B x C (mm)	Type	Empty enclosures Order No.	Mounting plates	
			Supplied as standard	Size (mm)
260 x 260 x 210	C3 S6 A 260X260X210	0899086	Yes	204 x 204
260 x 380 x 210	C3 S6 A 260X380X210	0899092	Yes	204 x 326
300 x 300 x 210	C3 S6 A 300X300X210	0899089	Yes	244 x 244
350 x 500 x 210	C3 S6 A 350X500X210	0899104	Yes	294 x 444
382 x 458 x 210	C3 S6 A 382X458X210	0899098	Yes	326 x 402
450 x 620 x 210	C3 S6 A 450X620X210*	0899110	Yes	394 x 564
480 x 480 x 210	C3 S6 A 480X480X210	0899101	Yes	424 x 424
508 x 762 x 210	C3 S6 A 508X762X210*	0899116	Yes	452 x 706
550 x 740 x 210	C3 S6 A 550X740X210*	0899113	Yes	494 x 684
600 x 400 x 210	C3 S6 A 600X400X210*	0899095	Yes	544 x 344
600 x 600 x 210	C3 S6 A 600X600X210*	0899107	Yes	544 x 544
610 x 914 x 210	C3 S6 A 610X914X210*	0899122	Yes	554 x 858
640 x 860 x 210	C3 S6 A 640X860X210*	0899119	Yes	584 x 804
740 x 980 x 210	C3 S6 A 740X980X210*	0899125	Yes	684 x 924

Approvals

ATEX	Baseefa14ATEX0393U
	Baseefa15ATEX0057X
	Baseefa15ATEX0107X
IECEX	IECEX BAS 14.0179U
	IECEX BAS 15.0038X
	IECEX BAS 15.0080X

* If the enclosure side length is greater than or equal to 600 mm, then the material thickness is increased to 2.0 mm

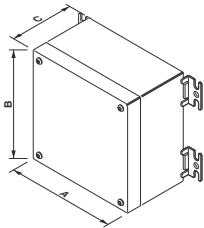
Flange plate cutouts

Bottom (mm)	Quantity on bottom	Left (mm)	Quantity on left	Right (mm)	Quantity on right
124 x 94	1	124 x 94	1	124 x 94	1
124 x 94	1	224 x 94	1	224 x 94	1
224 x 94	1	124 x 94	1	124 x 94	1
224 x 94	1	124 x 94	2	124 x 94	2
124 x 94	1	124 x 94	2	124 x 94	2
124 x 94	2	124 x 94	2	124 x 94	2
124 x 94	2	124 x 94	2	124 x 94	2
124 x 94	2	224 x 94	2	224 x 94	2
124 x 94	2	224 x 94	2	224 x 94	2
224 x 94	2	224 x 94	1	224 x 94	1
224 x 94	2	124 x 94	2	124 x 94	2
224 x 94	2	224 x 94	3	224 x 94	3
224 x 94	2	224 x 94	2	224 x 94	2
224 x 94	2	224 x 94	3	224 x 94	3

Ex stainless empty enclosure, cover and bottom flange AISI 316L/1.4404 (V4A)



Technical data	
Material	Stainless steel: AISI 316L / 1.4404 (V4A)
Seal material	Silicone seal: -55 °C ... +135 °C
Degree of protection	IP66 in accordance with EN 60529
Impact strength (J)	7 joules in accordance with EN 60079-0
Surface characteristics	Brushed, 240-grain
Type of locking	Screw-on cover, Allen screws
Material thickness (mm)	1.5*



Scope of delivery:

Stainless steel enclosures with screw-on cover; flange plates, mounting plate, fastening bracket with assembly screws, M12 grounding bolt attached on the exterior; installation instructions



Dimensions A x B x C (mm)	Type	Empty enclosures Order No.	Mounting plates	
			Supplied as standard	Size (mm)
200 x 200 x 160	E1 S6 A 200X200X160	0899018	Yes	144 x 144
200 x 300 x 160	E1 S6 A 200X300X160	0899024	Yes	144 x 244
260 x 260 x 160	E1 S6 A 260X260X160	0899020	Yes	204 x 204
260 x 380 x 160	E1 S6 A 260X380X160	0899030	Yes	204 x 324
300 x 300 x 160	E1 S6 A 300X300X160	0899026	Yes	244 x 244
300 x 500 x 160	E1 S6 A 300X500X160	0899040	Yes	244 x 244
350 x 500 x 160	E1 S6 A 350X500X160	0899044	Yes	294 x 444
380 x 380 x 160	E1 S6 A 380X380X160	0899032	Yes	324 x 324
382 x 458 x 160	E1 S6 A 382X458X160	0899036	Yes	326 x 402
400 x 260 x 160	E1 S6 A 400X260X160	0899022	Yes	344 x 204
400 x 300 x 160	E1 S6 A 400X300X160	0899028	Yes	344 x 244
400 x 500 x 160	E1 S6 A 400X500X160	0899042	Yes	344 x 444
450 x 620 x 160	E1 S6 A 450X620X160*	0899046	Yes	394 x 564
480 x 480 x 160	E1 S6 A 480X480X160	0899038	Yes	424 x 424
500 x 400 x 160	E1 S6 A 500X400X160	0899034	Yes	444 x 344

Approvals

ATEX	Baseefa14ATEX0393U
	Baseefa15ATEX0057X
	Baseefa15ATEX0107X
IECEX	IECEX BAS 14.0179U
	IECEX BAS 15.0038X
	IECEX BAS 15.0080X

* If the enclosure side length is greater than or equal to 600 mm, then the material thickness is increased to 2.0 mm

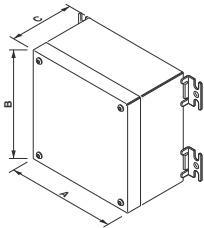
Flange plate cutouts

Bottom (mm)	Quantity on bottom
124 x 54	1
124 x 54	1
124 x 54	1
124 x 54	1
224 x 54	1
224 x 54	1
224 x 54	1
224 x 54	1
224 x 54	1
124 x 54	2
124 x 54	2
124 x 54	2
124 x 54	2
124 x 54	2
124 x 54	2

Ex stainless steel enclosures with cover AISI 316L / 1.4404 (V4A)



Technical data	
Material	Stainless steel: AISI 316L / 1.4404 (V4A)
Seal material	Silicone seal: -55 °C ... +135 °C
Degree of protection	IP66 in accordance with EN 60529
Impact strength (J)	7 joules in accordance with EN 60079-0
Surface characteristics	Brushed, 240-grain
Type of locking	Screw-on cover, Allen screws
Material thickness (mm)	1.5*



Scope of delivery:

Stainless steel empty enclosures with screw-on cover; mounting plate*, fastening bracket with assembly screws, M12 grounding bolt attached on the exterior; installation instructions

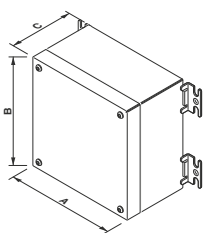


Dimensions A x B x C (mm)	Type	Empty enclosures Order No.	Mounting plates	
			Supplied as standard	Size (mm)
100 x 100 x 80	E S6 A 100X100X80	0899000	Direct DIN rail mounting	
120 x 120 x 100	E S6 A 120X120X100	0899009	Direct DIN rail mounting	
150 x 100 x 80	E S6 A 150X100X80	0899001	Direct DIN rail mounting	
150 x 150 x 100	E S6 A 150X150X100	0899010	Yes	121 x 108
150 x 150 x 80	E S6 A 150X150X80	0899003	Yes	121 x 108
200 x 100 x 80	E S6 A 200X100X80	0899002	Direct DIN rail mounting	
200 x 150 x 80	E S6 A 200X150X80	0899004	Yes	171 x 108
200 x 200 x 120	E S6 A 200X200X120	0899011	Yes	144 x 144
200 x 200 x 160	E S6 A 200X200X160	0899017	Yes	144 x 144
200 x 200 x 80	E S6 A 200X200X80	0899007	Yes	144 x 144
200 x 300 x 120	E S6 A 200X300X120	0899015	Yes	144 x 244
200 x 300 x 160	E S6 A 200X300X160	0899023	Yes	144 x 244
260 x 260 x 160	E S6 A 260X260X160	0899019	Yes	204 x 204
260 x 300 x 200	E S6 A 260X300X200	0899077	Yes	204 x 244
260 x 380 x 160	E S6 A 260X380X160	0899029	Yes	204 x 324
300 x 150 x 80	E S6 A 300X150X80	0899005	Yes	271 x 108
300 x 200 x 120	E S6 A 300X200X120	0899012	Yes	244 x 144
300 x 200 x 80	E S6 A 300X200X80	0899008	Yes	244 x 144

Approvals

ATEX	Baseefa14ATEX0393U
	Baseefa15ATEX0057X
	Baseefa15ATEX0107X
IECEX	IECEX BAS 14.0179U
	IECEX BAS 15.0038X
	IECEX BAS 15.0080X

* If the enclosure side length is greater than or equal to 600 mm, then the material thickness is increased to 2.0 mm



Scope of delivery:

Stainless steel empty enclosures with screw-on cover; mounting plate*, fastening bracket with assembly screws, M12 grounding bolt attached on the exterior, installation instructions

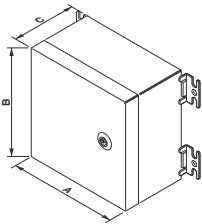


Dimensions A x B x C (mm)	Type	Empty enclosures Order No.	Mounting plates	
			Supplied as standard	Size (mm)
300 x 300 x 120	E S6 A 300X300X120	0899016	Yes	244 x 244
300 x 300 x 160	E S6 A 300X300X160	0899025	Yes	244 x 244
300 x 300 x 200	E S6 A 300X300X200	0899078	Yes	244 x 244
300 x 400 x 200	E S6 A 300X400X200	0899079	Yes	244 x 344
300 x 500 x 160	E S6 A 300X500X160	0899039	Yes	244 x 444
350 x 500 x 160	E S6 A 350X500X160	0899043	Yes	294 x 444
380 x 380 x 160	E S6 A 380X380X160	0899031	Yes	324 x 324
382 x 458 x 160	E S6 A 382X458X160	0899035	Yes	326 x 402
400 x 150 x 80	E S6 A 400X150X80	0899006	Yes	371 x 108
400 x 200 x 120	E S6 A 400X200X120	0899013	Yes	344 x 144
400 x 260 x 160	E S6 A 400X260X160	0899021	Yes	344 x 204
400 x 300 x 160	E S6 A 400X300X160	0899027	Yes	344 x 244
400 x 400 x 200	E S6 A 400X400X200	0899080	Yes	344 x 344
400 x 500 x 160	E S6 A 400X500X160	0899041	Yes	344 x 444
450 x 620 x 160	E S6 A 450X620X160*	0899045	Yes	394 x 564
480 x 480 x 160	E S6 A 480X480X160	0899037	Yes	424 x 424
500 x 400 x 160	E S6 A 500X400X160	0899033	Yes	444 x 344
600 x 200 x 120	E S6 A 600X200X120*	0899014	Yes	544 x 144

Ex stainless steel enclosures with door AISI 304L / 1.4301 (V2A)



Technical data	
Material	Stainless steel: AISI 304 / 1.4301 (V2A)
Seal material	Silicone seal: -55 °C ... +135 °C
Degree of protection	IP66 in accordance with EN 60529
Impact strength (J)	7 joules in accordance with EN 60079-0
Surface characteristics	Brushed, 240-grain
Type of locking	Quarter turn locking with two-way key bit
Material thickness (mm)	1.5*



Scope of delivery:

Stainless steel enclosures with hinged door and quarter turn locking; mounting plate, two-way key bit, fastening bracket with assembly screws, M12 grounding bolt attached on the exterior, installation instructions

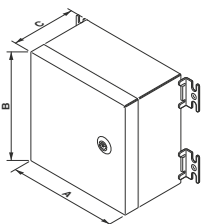


Dimensions A x B x C (mm)	Type	Empty enclosures Order No.	Mounting plates	
			Supplied as standard	Size (mm)
200 x 200 x 160	C S4 A 200X200X160	0899569	Yes	144 x 144
200 x 300 x 160	C S4 A 200X300X160	0899581	Yes	144 x 244
260 x 260 x 160	C S4 A 260X260X160	0899573	Yes	204 x 204
260 x 260 x 210	C S4 A 260X260X210	0899634	Yes	204 x 204
260 x 300 x 200	C S4 A 260X300X200	0899628	Yes	204 x 244
260 x 380 x 160	C S4 A 260X380X160	0899593	Yes	204 x 324
260 x 380 x 210	C S4 A 260X380X210	0899640	Yes	204 x 324
300 x 300 x 160	C S4 A 300X300X160	0899585	Yes	244 x 244
300 x 300 x 200	C S4 A 300X300X200	0899630	Yes	244 x 244
300 x 300 x 210	C S4 A 300X300X210	0899637	Yes	244 x 244
300 x 500 x 160	C S4 A 300X500X160	0899613	Yes	244 x 444
350 x 500 x 160	C S4 A 350X500X160	0899621	Yes	294 x 444
350 x 500 x 210	C S4 A 350X500X210	0899652	Yes	294 x 444
380 x 380 x 160	C S4 A 380X380X160	0899597	Yes	324 x 324
382 x 458 x 160	C S4 A 382X458X160	0899605	Yes	326 x 402
382 x 458 x 210	C S4 A 382X458X210	0899646	Yes	326 x 402
400 x 260 x 160	C S4 A 400X260X160	0899577	Yes	344 x 204
400 x 300 x 160	C S4 A 400X300X160	0899589	Yes	344 x 244
400 x 500 x 160	C S4 A 400X500X160	0899617	Yes	344 x 444
400 x 650 x 260	C S4 A 400X650X260*	0899677	Yes	344 x 594

Approvals

ATEX	Baseefa14ATEX0393U
	Baseefa15ATEX0057X
	Baseefa15ATEX0107X
IECEX	IECEX BAS 14.0179U
	IECEX BAS 15.0038X
	IECEX BAS 15.0080X

* If the enclosure side length is greater than or equal to 600 mm, then the material thickness is increased to 2.0 mm



Scope of delivery:

Stainless steel enclosures with hinged door and quarter turn locking; mounting plate, two-way key bit, fastening bracket with assembly screws, M12 grounding bolt attached on the exterior, installation instructions

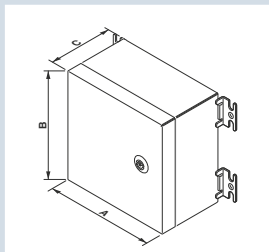


Dimensions A x B x C (mm)	Type	Empty enclosures Order No.	Mounting plates	
			Supplied as standard	Size (mm)
450 x 620 x 160	C S4 A 450X620X160*	0899625	Yes	394 x 564
450 x 620 x 210	C S4 A 450X620X210*	0899658	Yes	394 x 564
480 x 480 x 160	C S4 A 480X480X160	0899609	Yes	424 x 424
480 x 480 x 210	C S4 A 480X480X210	0899649	Yes	424 x 424
500 x 400 x 160	C S4 A 500X400X160	0899601	Yes	444 x 344
508 x 762 x 210	C S4 A 508X762X210*	0899664	Yes	452 x 706
508 x 762 x 300	C S4 A 508X762X300*	0899680	Yes	452 x 706
550 x 740 x 210	C S4 A 550X740X210*	0899661	Yes	494 x 684
600 x 400 x 200	C S4 A 600X400X200*	0899633	Yes	544 x 344
600 x 400 x 210	C S4 A 600X400X210*	0899643	Yes	544 x 344
600 x 600 x 210	C S4 A 600X600X210*	0899655	Yes	544 x 544
600 x 600 x 300	C S4 A 600X600X300*	0899678	Yes	544 x 544
600 x 650 x 240	C S4 A 600X650X240*	0899676	Yes	544 x 594
600 x 800 x 300	C S4 A 600X800X300*	0899682	Yes	544 x 744
610 x 914 x 210	C S4 A 610X914X210*	0899670	Yes	554 x 858
640 x 860 x 210	C S4 A 640X860X210*	0899667	Yes	584 x 804
740 x 980 x 210	C S4 A 740X980X210*	0899673	Yes	684 x 924
740 x 980 x 300	C S4 A 740X980X300*	0899686	Yes	684 x 924
800 x 800 x 300	C S4 A 800X800X300*	0899684	Yes	744 x 744
1000 x 1000 x 300	C S4 A 1000X1000X300*	0899688	Yes	944 x 944

Ex stainless empty enclosure, door and bottom flange AISI 304 / 1.4301 (V2A)



Technical data	
Material	Stainless steel: AISI 304 / 1.4301 (V2A)
Seal material	Silicone seal: -55 °C ... +135 °C
Degree of protection	IP66 in accordance with EN 60529
Impact strength (J)	7 joules in accordance with EN 60079-0
Surface characteristics	Brushed, 240-grain
Type of locking	Quarter turn locking with two-way key bit
Material thickness (mm)	1.5*



Scope of delivery:

Stainless steel enclosures with hinged door and quarter turn locking; flange plates, mounting plate, two-way key bit, fastening bracket with assembly screws, M12 grounding bolt attached on the exterior, installation instructions



Dimensions A x B x C (mm)	Type	Empty enclos. Order No.	Mounting plates		Flange plate cutouts	
			Supplied as std.	Size (mm)	Bottom (mm)	Count
200 x 200 x 160	C1 S4 A 200X200X160	0899570	Yes	144 x 144	124 x 54	1
200 x 300 x 160	C1 S4 A 200X300X160	0899582	Yes	144 x 244	124 x 54	1
260 x 260 x 160	C1 S4 A 260X260X160	0899574	Yes	204 x 204	124 x 54	1
260 x 260 x 210	C1 S4 A 260X260X210	0899635	Yes	204 x 204	124 x 94	1
260 x 380 x 160	C1 S4 A 260X380X160	0899594	Yes	204 x 324	124 x 54	1
260 x 380 x 210	C1 S4 A 260X380X210	0899641	Yes	204 x 324	124 x 94	1
300 x 300 x 160	C1 S4 A 300X300X160	0899586	Yes	244 x 244	224 x 54	1
300 x 300 x 210	C1 S4 A 300X300X210	0899638	Yes	244 x 244	224 x 94	1
300 x 500 x 160	C1 S4 A 300X500X160	0899614	Yes	244 x 444	224 x 54	1
350 x 500 x 160	C1 S4 A 350X500X160	0899622	Yes	294 x 444	224 x 54	1
350 x 500 x 210	C1 S4 A 350X500X210	0899653	Yes	294 x 444	224 x 94	1
380 x 380 x 160	C1 S4 A 380X380X160	0899598	Yes	324 x 324	224 x 54	1
382 x 458 x 160	C1 S4 A 382X458X160	0899606	Yes	326 x 402	224 x 54	1
382 x 458 x 210	C1 S4 A 382X458X210	0899647	Yes	326 x 402	224 x 94	1
400 x 260 x 160	C1 S4 A 400X260X160	0899578	Yes	344 x 204	124 x 54	2
400 x 300 x 160	C1 S4 A 400X300X160	0899590	Yes	344 x 244	124 x 54	2
400 x 500 x 160	C1 S4 A 400X500X160	0899618	Yes	344 x 444	124 x 54	2
450 x 620 x 160	C1 S4 A 450X620X160*	0899626	Yes	394 x 564	124 x 54	2

Approvals

ATEX	Baseefa14ATEX0393U
	Baseefa15ATEX0057X
	Baseefa15ATEX0107X
IECEX	IECEX BAS 14.0179U
	IECEX BAS 15.0038X
	IECEX BAS 15.0080X

* If the enclosure side length is greater than or equal to 600 mm, then the material thickness is increased to 2.0 mm

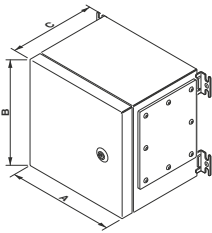
	<p>Scope of delivery: Stainless steel enclosures with hinged door and quarter turn locking; flange plates, mounting plate, two-way key bit, fastening bracket with assembly screws, M12 grounding bolt attached on the exterior, installation instructions</p>					
Dimensions A x B x C (mm)	Type	Empty enclos. Order No.	Mounting plates		Flange plate cutouts	
			Supplied as std.	Size (mm)	Bottom (mm)	Count
450 x 620 x 210	C1 S4 A 450X620X210*	0899659	Yes	394 x 564	124 x 94	2
480 x 480 x 160	C1 S4 A 480X480X160	0899610	Yes	424 x 424	124 x 54	2
480 x 480 x 210	C1 S4 A 480X480X210	0899650	Yes	424 x 424	124 x 94	2
500 x 400 x 160	C1 S4 A 500X400X160	0899602	Yes	544 x 344	124 x 54	2
508 x 762 x 210	C1 S4 A 508X762X210*	0899665	Yes	452 x 706	124 x 94	2
508 x 762 x 300	C1 S4 A 508X762X300*	0899681	Yes	452 x 706	124 x 94	2
550 x 740 x 210	C1 S4 A 550X740X210*	0899662	Yes	494 x 684	124 x 94	2
600 x 400 x 210	C1 S4 A 600X400X210*	0899644	Yes	544 x 344	224 x 94	2
600 x 600 x 210	C1 S4 A 600X600X210*	0899656	Yes	544 x 544	224 x 94	2
600 x 600 x 300	C1 S4 A 600X600X300*	0899679	Yes	544 x 544	224 x 194	2
600 x 800 x 300	C1 S4 A 600X800X300*	0899683	Yes	544 x 744	224 x 194	2
610 x 914 x 210	C1 S4 A 610X914X210*	0899671	Yes	554 x 858	224 x 94	2
640 x 860 x 210	C1 S4 A 640X860X210*	0899668	Yes	584 x 804	224 x 94	2
740 x 980 x 210	C1 S4 A 740X980X210*	0899674	Yes	684 x 924	224 x 94	2
740 x 980 x 300	C1 S4 A 740X980X300*	0899687	Yes	684 x 924	224 x 194	2
800 x 800 x 300	C1 S4 A 800X800X300*	0899685	Yes	744 x 744	224 x 194	2
1000 x 1000 x 300	C1 S4 A 1000X1000X300*	0899689	Yes	944 x 944	224 x 194	3

Ex stainless empty enclosure, door and bottom flange, left/right AISI 304/1.4301 (V2A)



Technical data

Material	Stainless steel: AISI 304 / 1.4301 (V2A)
Seal material	Silicone seal: -55 °C ... +135 °C
Degree of protection	IP66 in accordance with EN 60529
Impact strength (J)	7 joules in accordance with EN 60079-0
Surface characteristics	Brushed, 240-grain
Type of locking	Quarter turn locking with two-way key bit
Material thickness (mm)	1.5*



Scope of delivery:

Stainless steel enclosures with hinged door and quarter turn locking; flange plates, mounting plate, two-way key bit, fastening bracket with assembly screws, M12 grounding bolt attached on the exterior, installation instructions



Dimensions A x B x C (mm)	Type	Empty enclosures Order No.	Mounting plates	
			Supplied as standard	Size (mm)
260 x 260 x 210	C3 S4 A 260X260X210	0899636	Yes	204 x 204
260 x 380 x 210	C3 S4 A 260X380X210	0899642	Yes	204 x 326
300 x 300 x 210	C3 S4 A 300X300X210	0899639	Yes	244 x 244
350 x 500 x 210	C3 S4 A 350X500X210	0899654	Yes	294 x 444
382 x 458 x 210	C3 S4 A 382X458X210	0899648	Yes	326 x 402
450 x 620 x 210	C3 S4 A 450X620X210*	0899660	Yes	394 x 564
480 x 480 x 210	C3 S4 A 480X480X210	0899651	Yes	424 x 424
508 x 762 x 210	C3 S4 A 508X762X210*	0899666	Yes	452 x 706
550 x 740 x 210	C3 S4 A 550X740X210*	0899663	Yes	494 x 684
600 x 400 x 210	C3 S4 A 600X400X210*	0899645	Yes	544 x 344
600 x 600 x 210	C3 S4 A 600X600X210*	0899657	Yes	544 x 544
610 x 914 x 210	C3 S4 A 610X914X210*	0899672	Yes	554 x 858
640 x 860 x 210	C3 S4 A 640X860X210*	0899669	Yes	584 x 804
740 x 980 x 210	C3 S4 A 740X980X210*	0899675	Yes	684 x 924

Approvals

ATEX	Baseefa14ATEX0393U
	Baseefa15ATEX0057X
	Baseefa15ATEX0107X
IECEX	IECEX BAS 14.0179U
	IECEX BAS 15.0038X
	IECEX BAS 15.0080X

* If the enclosure side length is greater than or equal to 600 mm, then the material thickness is increased to 2.0 mm

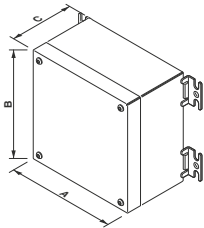
Flange plate cutouts

Bottom (mm)	Quantity on bottom	Left (mm)	Quantity on left	Right (mm)	Quantity on right
124 x 94	1	124 x 94	1	124 x 94	1
124 x 94	1	224 x 94	1	224 x 94	1
224 x 94	1	124 x 94	1	124 x 94	1
224 x 94	1	124 x 94	2	124 x 94	2
124 x 94	1	124 x 94	2	124 x 94	2
124 x 94	2	124 x 94	2	124 x 94	2
124 x 94	2	124 x 94	2	124 x 94	2
124 x 94	2	224 x 94	2	224 x 94	2
124 x 94	2	224 x 94	2	224 x 94	2
224 x 94	2	224 x 94	1	224 x 94	1
224 x 94	2	124 x 94	2	124 x 94	2
224 x 94	2	224 x 94	3	224 x 94	3
224 x 94	2	224 x 94	2	224 x 94	2
224 x 94	2	224 x 94	3	224 x 94	3

Ex stainless steel enclosures with cover AISI 304 / 1.4301 (V2A)



Technical data	
Material	Stainless steel: AISI 304 / 1.4301 (V2A)
Seal material	Silicone seal: -55 °C ... +135 °C
Degree of protection	IP66 in accordance with EN 60529
Impact strength (J)	7 joules in accordance with EN 60079-0
Surface characteristics	Brushed, 240-grain
Type of locking	Screw-on cover, Allen screws
Material thickness (mm)	1.5*



Scope of delivery:

Stainless steel empty enclosures with screw-on cover; mounting plate*, fastening bracket with assembly screws, M12 grounding bolt attached on the exterior; installation instructions

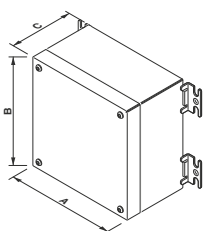


Dimensions A x B x C (mm)	Type	Empty enclosures Order No.	Mounting plates	
			Supplied as standard	Size (mm)
100 x 100 x 80	E S4 A 100X100X80	0899550	Direct DIN rail mounting	
120 x 120 x 100	E S4 A 120X120X100	0899559	Direct DIN rail mounting	
150 x 100 x 80	E S4 A 150X100X80	0899551	Direct DIN rail mounting	
150 x 150 x 100	E S4 A 150X150X100	0899560	Yes	121 x 108
150 x 150 x 80	E S4 A 150X150X80	0899553	Yes	121 x 108
200 x 100 x 80	E S4 A 200X100X80	0899552	Direct DIN rail mounting	
200 x 150 x 80	E S4 A 200X150X80	0899554	Yes	171 x 108
200 x 200 x 120	E S4 A 200X200X120	0899561	Yes	144 x 144
200 x 200 x 160	E S4 A 200X200X160	0899567	Yes	144 x 144
200 x 200 x 80	E S4 A 200X200X80	0899557	Yes	144 x 144
200 x 300 x 120	E S4 A 200X300X120	0899565	Yes	144 x 244
200 x 300 x 160	E S4 A 200X300X160	0899579	Yes	144 x 244
260 x 260 x 160	E S4 A 260X260X160	0899571	Yes	204 x 204
260 x 300 x 200	E S4 A 260X300X200	0899627	Yes	204 x 244
260 x 380 x 160	E S4 A 260X380X160	0899591	Yes	204 x 324
300 x 150 x 80	E S4 A 300X150X80	0899555	Yes	271 x 108
300 x 200 x 120	E S4 A 300X200X120	0899562	Yes	244 x 144
300 x 200 x 80	E S4 A 300X200X80	0899558	Yes	244 x 144

Approvals

ATEX	Baseefa14ATEX0393U
	Baseefa15ATEX0057X
	Baseefa15ATEX0107X
IECEX	IECEX BAS 14.0179U
	IECEX BAS 15.0038X
	IECEX BAS 15.0080X

* If the enclosure side length is greater than or equal to 600 mm, then the material thickness is increased to 2.0 mm



Scope of delivery:

Stainless steel empty enclosures with screw-on cover; mounting plate, fastening bracket with assembly screws, M12 grounding bolt attached on the exterior, installation instructions

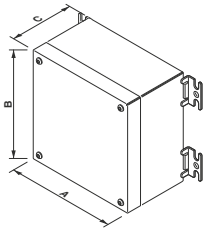


Dimensions A x B x C (mm)	Type	Empty enclosures Order No.	Mounting plates	
			Supplied as standard	Size (mm)
300 x 300 x 120	E S4 A 300X300X120	0899566	Yes	244 x 244
300 x 300 x 160	E S4 A 300X300X160	0899583	Yes	244 x 244
300 x 300 x 200	E S4 A 300X300X200	0899629	Yes	244 x 244
300 x 400 x 200	E S4 A 300X400X200	0899631	Yes	244 x 344
300 x 500 x 160	E S4 A 300X500X160	0899611	Yes	244 x 444
350 x 500 x 160	E S4 A 350X500X160	0899619	Yes	294 x 444
380 x 380 x 160	E S4 A 380X380X160	0899595	Yes	324 x 324
382 x 458 x 160	E S4 A 382X458X160	0899603	Yes	326 x 402
400 x 150 x 80	E S4 A 400X150X80	0899556	Yes	371 x 108
400 x 200 x 120	E S4 A 400X200X120	0899563	Yes	344 x 144
400 x 260 x 160	E S4 A 400X260X160	0899575	Yes	344 x 204
400 x 300 x 160	E S4 A 400X300X160	0899587	Yes	344 x 244
400 x 400 x 200	E S4 A 400X400X200	0899632	Yes	344 x 344
400 x 500 x 160	E S4 A 400X500X160	0899615	Yes	344 x 444
450 x 620 x 160	E S4 A 450X620X160*	0899623	Yes	394 x 564
480 x 480 x 160	E S4 A 480X480X160	0899607	Yes	424 x 424
500 x 400 x 160	E S4 A 500X400X160	0899599	Yes	444 x 344
600 x 200 x 120	E S4 A 600X200X120*	0899564	Yes	544 x 144

Ex stainless empty enclosure, cover and bottom flange AISI 304 / 1.4301 (V2A)



Technical data	
Material	Stainless steel: AISI 304 / 1.4301 (V2A)
Seal material	Silicone seal: -55 °C ... +135 °C
Degree of protection	IP66 in accordance with EN 60529
Impact strength (J)	7 joules in accordance with EN 60079-0
Surface characteristics	Brushed, 240-grain
Type of locking	Screw-on cover, Allen screws
Material thickness (mm)	1.5*



Scope of delivery:

Stainless steel enclosures with screw-on cover; flange plates, mounting plate, fastening bracket with assembly screws, M12 grounding bolt attached on the exterior; installation instructions



Dimensions A x B x C (mm)	Type	Empty enclosures Order No.	Mounting plates	
			Supplied as standard	Size (mm)
200 x 200 x 160	E1 S4 A 200X200X160	0899568	Yes	144 x 144
200 x 300 x 160	E1 S4 A 200X300X160	0899580	Yes	144 x 244
260 x 260 x 160	E1 S4 A 260X260X160	0899572	Yes	204 x 204
260 x 380 x 160	E1 S4 A 260X380X160	0899592	Yes	204 x 324
300 x 300 x 160	E1 S4 A 300X300X160	0899584	Yes	244 x 244
300 x 500 x 160	E1 S4 A 300X500X160	0899612	Yes	244 x 244
350 x 500 x 160	E1 S4 A 350X500X160	0899620	Yes	294 x 444
380 x 380 x 160	E1 S4 A 380X380X160	0899596	Yes	324 x 324
382 x 458 x 160	E1 S4 A 382X458X160	0899604	Yes	326 x 402
400 x 260 x 160	E1 S4 A 400X260X160	0899576	Yes	344 x 204
400 x 300 x 160	E1 S4 A 400X300X160	0899588	Yes	344 x 244
400 x 500 x 160	E1 S4 A 400X500X160	0899616	Yes	344 x 444
450 x 620 x 160	E1 S4 A 450X620X160*	0899624	Yes	394 x 564
480 x 480 x 160	E1 S4 A 480X480X160	0899608	Yes	424 x 424
500 x 400 x 160	E1 S4 A 500X400X160	0899600	Yes	444 x 344

Approvals

ATEX	Baseefa14ATEX0393U
	Baseefa15ATEX0057X
	Baseefa15ATEX0107X
IECEX	IECEX BAS 14.0179U
	IECEX BAS 15.0038X
	IECEX BAS 15.0080X

* If the enclosure side length is greater than or equal to 600 mm, then the material thickness is increased to 2.0 mm

Flange plate cutouts

Bottom (mm)	Quantity on bottom
124 x 54	1
124 x 54	1
124 x 54	1
124 x 54	1
224 x 54	1
224 x 54	1
224 x 54	1
224 x 54	1
224 x 54	1
124 x 54	2
124 x 54	2
124 x 54	2
124 x 54	2
124 x 54	2
124 x 54	2

CLIPSAFE Ex polyester empty enclosures – Custom designed



The CLIPSAFE Polyester Ex enclosure product range offers you the perfect housing design for any application. Thanks to the comprehensive range of accessories and the Ex-approved terminal blocks from Phoenix Contact, you receive junction boxes that are approved and ready for connection according to ATEX and IECEx.

i Web code: #1005

Direct wall mounting option, thanks to mounting ducts


Design data and equipment tables

CAD drawings in STEP, IGES, and DXF format can be downloaded directly from the website in the product area for the respective empty enclosure.



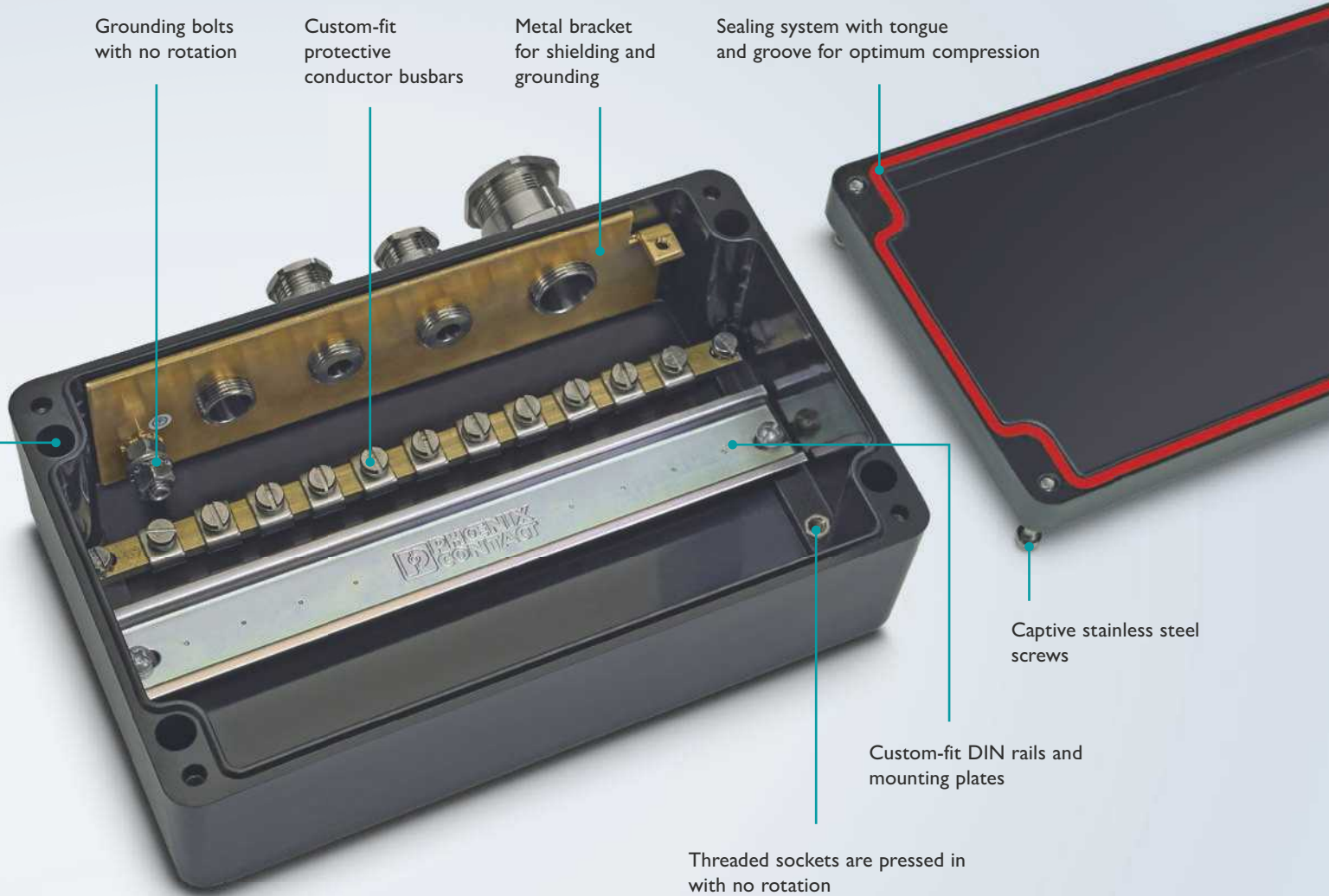
Save space

Save space, thanks to a second wiring level. The height of the top mounting frame can be individually adjusted.



Flexible wall fastening

Mounting brackets can be flexibly adapted to the installation situation.



Exterior joints

The cover is attached to the enclosure with lateral joints; it is captive and rotatable. Springs push the cover screws out of the enclosure when opening.



Tool-free door mounting

Thanks to spring-supported hinge bolts, the door can be removed easily and without tools.



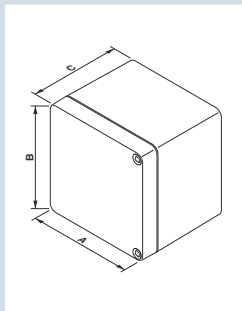
Locking systems

Various locking systems in the form of triangle bit, square bit, two-way key bit, and T-handle can be supplied.

Ex polyester empty enclosures with door



Technical data	
Material	Glass-fiber-reinforced polyester enhanced with graphite, black
Seal material	Silicone seal: -55 °C ... +127 °C
Degree of protection	IP66 in accordance with EN 60529
Impact strength (J)	7 joules in accordance with EN 60079-0
Flammability rating according to UL 94	V0, halogen-free
Surface resistance	< 109 Ω in accordance with IEC 60093
Type of locking	Square lock



Scope of delivery:
Empty enclosure with door and 8-mm square lock without accessories

Dimensions A x B x C (mm)	Type	Empty enclos.
		Order No.
200 x 200 x 171	C PX A 200X200X168	0899331
200 x 300 x 171	C PX A 200X300X168	0899332
305 x 405 x 202	C PX A 405X305X202	0899333
405 x 605 x 252	C PX A 605X405X252	0899334

Accessories











Mounting plate		Mtg. brackets
Order No.	Size (mm)	Order No.
0899447	165.5 x 182	0899522
0899448	182 x 265.5	0899522
0899445	250 x 365	0899521
0899446	346 x 563	0899521

Grounding bolt
●
●
●
●

Approvals

ATEX	PTB 11 ATEX 1020 U
	PTB 11 ATEX 1025
IECEX	IECEX PTB 11.0060U
	IECEX PTB 11.0066

Optional accessories

							
Alternative locking systems							
Triangular 8 mm	Triangular 8 mm (screwed)	Square 8 mm (screwed)	Square 8 mm	Phillips	two-way key bit	Handle	Handle with lock cylinder
	•	X		•			
	•	X		•			
•			X		•	•	•
•			X		•	•	•

• = optional accessories that can only be ordered on the Internet. Web code: [#0851](#)

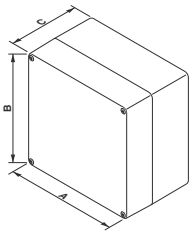
X = included in scope of supply for empty enclosure.

Ex polyester empty enclosure with cover



Technical data

Material	Glass-fiber-reinforced polyester enhanced with graphite, black
Seal material	Silicone seal: -55 °C ... +127 °C
Degree of protection	IP66 in accordance with EN 60529
Impact strength (J)	7 joules in accordance with EN 60079-0
Flammability rating according to UL 94	V0, halogen-free
Surface resistance	< 109 Ω in accordance with IEC 60093
Type of locking	Screw-on cover, stainless steel plus-minus screws



Scope of delivery:
Empty enclosure with cover without accessories

Accessories









Dimensions A x B x C (mm)	Type	Empty enclos. Order No.	Mounting plate		DIN rail	
			Order No.	Size (mm)	Order No.	Length (mm)
75 x 80 x 56	E PX A 75X80X56	0899300	0899429	64 x 69	3002624	63
75 x 80 x 75	E PX A 75X80X75	0899301	0899429	64 x 69	3002624	63
75 x 110 x 56	E PX A 75X110X56	0899302	0899430	64 x 99	3002625	98
75 x 110 x 75	E PX A 75X110X75	0899303	0899430	64 x 99	3002625	98
75 x 160 x 56	E PX A 75X160X56	0899304	0899431	64 x 149	3002626	148
75 x 160 x 75	E PX A 75X160X75	0899305	0899431	64 x 149	3002626	148
75 x 190 x 56	E PX A 75X190X56	0899306	0899432	64 x 179	3002627	174
75 x 190 x 75	E PX A 75X190X75	0899307	0899432	64 x 179	3002627	174
75 x 230 x 56	E PX A 75X230X56	0899308	–	–	3002628	218
75 x 230 x 75	E PX A 75X230X75	0899309	–	–	3002628	218
120 x 122 x 91	E PX A 120X122X91	0899310	0899434	109 x 107	3002630	107
120 x 220 x 91	E PX A 120X220X91	0899311	0899435	107 x 207	3002631	205
160 x 160 x 91	E PX A 160X160X91	0899312	0899436	144.5 x 143	3002632	144
160 x 260 x 91	E PX A 160X260X91	0899313	0899437	143 x 244	3002633	245
160 x 360 x 91	E PX A 160X360X91	0899314	0899438	143 x 344	3002634	343
160 x 560 x 91	E PX A 160X560X91	0899315	0899439	143 x 545	3002635	543
250 x 255 x 121	E PX A 250X255X121	0899316	0899440	235 x 239	3002637	243
250 x 255 x 161	E PX A 250X255X161	0899317	0899440	235 x 239	3002637	243
250 x 400 x 121	E PX A 250X400X121	0899318	0899441	235 x 385	3002638	381
250 x 400 x 161	E PX A 250X400X161	0899319	0899441	235 x 385	3002638	381
250 x 600 x 121	E PX A 250X600X121	0899320	0899442	235 x 858	3002639	581
360 x 360 x 91	E PX A 360X360X91	0899321	0899443	342 x 342	3002634	343
405 x 400 x 121	E PX A 405X400X121	0899322	0899444	390 x 382	3002638	381
405 x 400 x 201	E PX A 405X400X201	0899323	0899444	390 x 382	3002638	381

Approvals

ATEX	PTB 11 ATEX 1020 U
	PTB 11 ATEX 1025
IECEX	IECEX PTB 11.0060U
	IECEX PTB 11.0066

Optional accessories

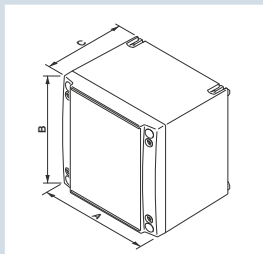
 Mounting brackets Order No.	 Grounding bolt	 Protective conductor Busbar	 Protective conductor connection Bracket	 Metal bracket for shielding and grounding	 Exterior joints
	0899519	•		•	•
•			•	•	
•			•	•	
•			•	•	
•			•	•	
•			•	•	
•			•	•	
•			•	•	
•			•	•	
•			•	•	
0899520	•		•	•	•
	•		•	•	•
	•	•		•	•
	•	•		•	•
	•	•		•	•
	•	•		•	•
	•	•		•	•
	•	•		•	•
	•	•		•	•
	•	•		•	•
	•	•		•	•
	•	•		•	•
	•	•		•	•
	•	•		•	•
•	•		•	•	

• = optional accessories that can only be ordered on the Internet. Web code: #0851

Ex polyester empty enclosure with two wiring levels



Technical data	
Material	Glass-fiber-reinforced polyester enhanced with graphite, black
Seal material	Silicone seal: -55 °C ... +127 °C
Degree of protection	IP66 in accordance with EN 60529
Impact strength (J)	7 joules in accordance with EN 60079-0
Flammability rating according to UL 94	V0, halogen-free
Surface resistance	< 109 Ω in accordance with IEC 60093
Type of locking	Screw-on cover, stainless steel plus-minus screws



Scope of delivery:
Empty enclosure with cover without accessories

Dimensions A x B x C (mm)	Type	Empty enclos.
		Order No.
177 x 177 x 145	D PX A 177X177X145	0899324
360 x 177 x 145	D PX A 360X177X145	0899325
360 x 360 x 145	D PX A 360X360X145	0899326






Accessories

Bottom mounting plate		DIN rail	
Order No.	Size (mm)	Order No.	Length
0899453	160 x 160	3002650 (top lengthwise)	145
		3006248 (top cross-wise)	110
		3002647 (bottom lengthwise)	160
		3002647 (bottom cross-wise)	160
0899454	344 x 160	3002651 (top lengthwise)	293
		3002650 (top cross-wise)	145
		3002634 (bottom lengthwise)	343
		3002647 (bottom cross-wise)	160
0899455	344 x 344	3002651 (top lengthwise)	293
		3002601 (top cross-wise)	328
		3002634 (bottom lengthwise)	343
		3002634 (bottom cross-wise)	343

Approvals

ATEX	PTB 11 ATEX 1020 U
	PTB 11 ATEX 1025
IECEX	IECEX PTB 11.0060U
	IECEX PTB 11.0066

Optional accessories

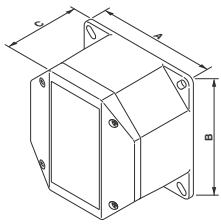
				
Mounting frame for upper wiring level	Grounding bolt	Protective conductor busbar	Metal bracket for shielding and grounding	Cover holding bands
•	•	• (lengthwise)	•	•
		• (cross-wise)		
•	•	• (lengthwise)	•	•
		• (cross-wise)		
•	•	• (lengthwise)	•	•
		• (cross-wise)		

• = optional accessories that can only be ordered on the Internet. Web code: [#0851](#)

Octagonal Ex polyester empty enclosures



Technical data	
Material	Glass-fiber-reinforced polyester enhanced with graphite, black
Seal material	Silicone seal: -55 °C ... +127 °C
Degree of protection	IP66 in accordance with EN 60529
Impact strength (J)	7 joules in accordance with EN 60079-0
Flammability rating UL 94:	V0, halogen-free
Surface resistance:	< 109 Ω in accordance with IEC 60093
Type of locking	Screw-on cover, stainless steel plus-minus screws



Scope of delivery:
Empty enclosure with cover without accessories

Dimensions A x B x C (mm)	Type	Empty enclosures
		Order No.
81 x 81 x 75	O PX A 81X81X75	0899327
121 x 121 x 75	O PX A 121X121X75	0899328
161 x 161 x 93	O PX A 161X161X93	0899329
200 x 200 x 125	O PX A 200X200X125	0899330

Accessories



NS 15 DIN rail	
Order No.	Length (mm)
3002640	68
3002641	101
3002642	141
3002643	178

Approvals

ATEX	PTB 11 ATEX 1020 U
	PTB 11 ATEX 1025
IECEX	IECEX PTB 11.0060U
	IECEX PTB 11.0066



NS 35 DIN rail

Order No.	Length (mm)
–	–
3002644	101
3002645	141
3002646	178

Optional accessories



Grounding bolt

-
-



**Metal bracket
for shielding and grounding**

-
-
-
-

• = optional accessories that can only be ordered on the Internet. Web code: [#0851](#)

CLIPSAFE

Polyester empty enclosures – Robust and versatile

Thanks to the versatility provided by 46 robust standard housings in three designs, we can offer you the optimal basis for your individual switch cabinets and junction boxes.

We build the housings using any of the products from the Phoenix Contact product range in order to provide you with connection-ready solutions.

 Web code: #1006

Direct wall mounting option, thanks to mounting ducts


Design data

CAD drawings in STEP, IGES, and DXF format can be downloaded directly from the website in the product area for the respective empty enclosure.




Save space

Save space, thanks to a second wiring level. The height of the top mounting frame can be individually adjusted.



Flexible wall fastening

Mounting brackets can be flexibly adapted to the installation situation.



Exterior joints

The cover is attached to the enclosure with lateral joints; it is captive and rotatable. Springs push the cover screws out of the enclosure when opening.



Locking systems

Various locking systems in the form of triangle bit, square bit, two-way key bit, and T-handle can be supplied.



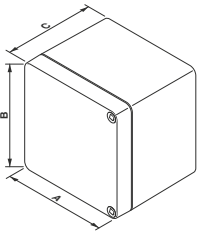
Housing with viewing window

For a direct view without opening the housing door, housings with window inserts are available.

Polyester empty enclosures with door



Technical data	
Material	Glass-fiber reinforced polyester, gray
Seal material	CR (chloroprene) -40 °C ... +100 °C
Degree of protection	IP66 in accordance with EN 60529
Impact strength (J)	7 joules in accordance with EN 60079-0
Flammability rating according to UL 94	V0, halogen-free
Type of locking	– (order separately)
Door opening angle	135°



Scope of delivery:
Empty enclosure with door without accessories (order locking system separately)

Accessories



Dimensions A x B x C (mm)	Type	Empty enclos. Order No.	Mounting plate		Mounting brackets Order No.	Grounding bolt
			Order No.	Size (mm)		
151 x 203 x 101	C PE A 200X150X100	0899372	0899452	118.5 x 187	0899522	●
200 x 200 x 171	C PE A 200X200X170	0899373	0899447	165.5 x 182	0899522	●
201 x 123 x 101	C PE A 120X200X100	0899369	0899449	107 x 169	0899522	●
261 x 163 x 101	C PE A 160X260X100	0899370	0899450	147 x 229	0899522	●
300 x 200 x 171	C PE A 200X300X170	0899374	0899448	182 x 265.5	0899522	●
305 x 405 x 202	C PE A 300X400X200	0899365	0899445	250 x 365	0899521	●
341 x 163 x 101	C PE A 160X340X100	0899371	0899451	147 x 309	0899522	●
405 x 605 x 252	C PE A 400X600X250	0899366	0899446	346 x 563	0899521	●

Optional accessories



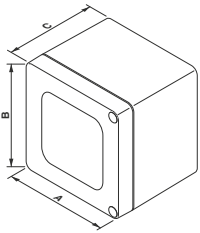
Triangular 8 mm	Triangular 8 mm (screwed)	Alternative locking systems				two-way key bit	Handle	Handle with lock cylinder
		Square 8 mm (screwed)	Square 8 mm	Phillips				
	•	0899517	–	•				
	•	0899517	–	•				
	•	0899517	–	•				
	•	0899517	–	•				
	•	0899517	–	•				
•		–	0899511		•	•	•	
	•	0899517	–	•				
•		–	0899511		•	•	•	

• = optional accessories that can only be ordered on the Internet. Web code: #0851

Polyester empty enclosure with door and viewing window



Technical data	
Material	Glass-fiber reinforced polyester, gray
Seal material	CR (chloroprene) -40 °C ... +100 °C
Degree of protection	IP66 in accordance with EN 60529
Impact strength (J)	7 joules in accordance with EN 60079-0
Flammability rating according to UL 94	V0, halogen-free
Type of locking	– (order separately)
Door opening angle	135°



Scope of delivery:
Empty enclosure with door and viewing window, without accessories (order locking system separately)

Accessories



Dimensions A x B x C (mm)	Type	Empty enclos Order No.	Mounting plate		Assembly angle Order No.	Grounding bolt
			Order No.	Size (mm)		
151 x 203 x 101	W PE A 200X150X100	0899378	0899452	118.5 x 187	0899522	●
200 x 200 x 171	W PE A 200X200X170	0899379	0899447	165.5 x 182	0899522	●
201 x 123 x 101	W PE A 120X200X100	0899375	0899449	107 x 169	0899522	●
261 x 163 x 101	W PE A 160X260X100	0899376	0899450	147 x 229	0899522	●
300 x 200 x 171	W PE A 200X300X170	0899380	0899448	182 x 265.5	0899522	●
305 x 405 x 202	W PE A 300X400X200	0899367	0899445	250 x 365	0899521	●
341 x 163 x 101	W PE A 160X340X100	0899377	0899451	147 x 309	0899522	●
405 x 605 x 252	W PE A 400X600X250	0899368	0899446	346 x 563	0899521	●

Optional accessories



Triangular 8 mm	Triangular 8 mm (screwed)	Alternative locking systems				two-way key bit	Handle	Handle with lock cylinder
		Square 8 mm (screwed)	Square 8 mm	Phillips				
	•	0899517	–	•				
	•	0899517	–	•				
	•	0899517	–	•				
	•	0899517	–	•				
	•	0899517	–	•				
•		–	0899511		•	•	•	
	•	0899517	–	•				
•		–	0899511		•	•	•	

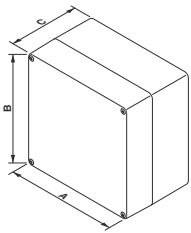
• = optional accessories that can only be ordered on the Internet. Web code: #0851

Polyester empty enclosure with cover



Technical data

Material	Glass-fiber reinforced polyester, gray
Seal material	CR (chloroprene) -40°C ... +100°C, upon request with silicone seal -55°C ... +130°C
Degree of protection	IP66 in accordance with EN 60529
Impact strength (J)	7 joules in accordance with EN 60079-0
Flammability rating according to UL 94	V0, halogen-free
Type of locking	Screw-on cover, stainless steel plus-minus screws



Scope of delivery:
Empty enclosure with cover without accessories

Dimensions A x B x C (mm)	Type	Empty enclos.
		Order No.
55 x 55 x 37	E PE A 55X55X37	0899335
55 x 55 x 59	E PE A 55X55X59	0899336
75 x 80 x 56	E PE A 75X80X56	0899337
75 x 80 x 75	E PE A 75X80X75	0899338
75 x 110 x 56	E PE A 75X110X56	0899339
75 x 110 x 75	E PE A 75X110X75	0899340
75 x 160 x 56	E PE A 75X160X56	0899341
75 x 160 x 75	E PE A 75X160X75	0899342
75 x 190 x 56	E PE A 75X190X56	0899343
75 x 190 x 75	E PE A 75X190X75	0899344
75 x 230 x 56	E PE A 75X230X56	0899345
75 x 230 x 75	E PE A 75X230X75	0899346
100 x 320 x 81	E PE A 100X320X81	0899347
120 x 122 x 91	E PE A 120X122X91	0899348
120 x 220 x 91	E PE A 120X220X91	0899349
160 x 160 x 91	E PE A 160X160X91	0899350
160 x 260 x 91	E PE A 160X260X91	0899351
160 x 360 x 91	E PE A 160X360X91	0899352
160 x 560 x 91	E PE A 160X560X91	0899353
250 x 255 x 121	E PE A 250X255X121	0899354
250 x 255 x 161	E PE A 250X255X161	0899355
250 x 400 x 121	E PE A 250X400X121	0899356
250 x 400 x 161	E PE A 250X400X161	0899357
250 x 600 x 121	E PE A 250X600X121	0899358
360 x 360 x 91	E PE A 360X360X91	0899359
405 x 400 x 121	E PE A 405X400X121	0899360
405 x 400 x 201	E PE A 405X400X201	0899361

Accessories



Mounting plate		DIN rail	
Order No.	Size (mm)	Order No.	Length (mm)
–	–	–	–
–	–	–	–
0899429	64 x 69	3002624	63
0899429	64 x 69	3002624	63
0899430	64 x 99	3002625	98
0899430	64 x 99	3002625	98
0899431	64 x 149	3002626	148
0899431	64 x 149	3002626	148
0899432	64 x 179	3002627	174
0899432	64 x 179	3002627	174
–	–	3002628	218
–	–	3002628	218
0899433	87 x 308	3002629	304
0899434	109 x 107	3002630	107
0899435	107 x 207	3002631	205
0899436	144.5 x 143	3002632	144
0899437	143 x 244	3002633	245
0899438	143 x 344	3002634	343
0899439	143 x 545	3002635	543
0899440	235 x 239	3002637	243
0899440	235 x 239	3002637	243
0899441	235 x 385	3002638	381
0899441	235 x 385	3002638	381
0899442	235 x 585	3002639	581
0899443	342 x 342	3002634	343
0899444	390 x 382	3002638	381
0899444	390 x 382	3002638	381



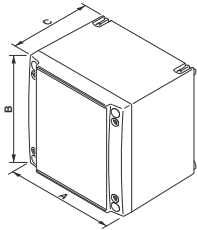
Optional accessories					
Mounting brackets	Grounding bolt	Protective conductor busbar	Exterior joints	Alternative cover screws Allen key	Alternative cover screws sealable
Order No.					
-				•	
-				•	
0899519	•			•	•
	•			•	•
	•			•	•
	•			•	•
	•			•	•
	•			•	•
	•			•	•
	•			•	•
	•			•	•
	•			•	•
0899520	•	•	•	•	•
	•	•	•	•	•
	•	•	•	•	•
	•	•	•	•	•
	•	•	•	•	•
	•	•	•	•	•
	•	•	•	•	•
	•	•	•	•	•
	•	•	•	•	•
	•	•	•	•	•
	•	•	•	•	•
	•	•	•	•	•
	•	•	•	•	•
	•	•	•	•	•
	•	•	•	•	•
	•	•	•	•	•
	•	•	•	•	•

• = optional accessories that can only be ordered on the Internet. Web code: #0851

Polyester empty enclosure with two wiring levels



Technical data	
Material	Glass-fiber reinforced polyester, gray
Seal material	CR (chloroprene) -40°C ... +100°C, upon request with silicone seal -55°C ... +130°C
Degree of protection	IP66 in accordance with EN 60529
Impact strength (J)	7 joules in accordance with EN 60079-0
Flammability rating according to UL 94	V0, halogen-free
Type of locking	Screw-on cover, stainless steel plus-minus screws



Scope of delivery:
Empty enclosure with cover without accessories

Accessories



Dimensions A x B x C (mm)	Type	Empty enclosures Order No.	Bottom mounting plate	
			Order No.	Size (mm)
177 x 177 x 145	D PE A 177X177X145	0899362	0899453	160 x 160
360 x 177 x 145	D PE A 360X177X145	0899363	0899454	344 x 160
360 x 360 x 145	D PE A 360X360X145	0899364	0899455	344 x 344



DIN rail

Order No. Length (mm)

3002650 (top lengthwise)	145
3006248 (top cross-wise)	110
3002647 (bottom lengthwise)	160
3002647 (bottom cross-wise)	160
3002651 (top lengthwise)	293
3002650 (top cross-wise)	145
3002634 (bottom lengthwise)	343
3002647 (bottom cross-wise)	160
3002651 (top lengthwise)	293
3002601 (top cross-wise)	328
3002634 (bottom lengthwise)	343
3002634 (bottom cross-wise)	343

Optional accessories



Mounting frame for upper wiring level



Grounding bolt



Cover holding bands

•	•	•
•	•	•
•	•	•

• = optional accessories that can only be ordered on the Internet. Web code: #0851

Cable glands – Seal cables safely

Cable glands from Phoenix Contact are reliable and safe. You can choose between standard cable glands made from plastic or metal as well as screw connections with a design resistant to EMC interference or for the Ex area. In the case of extreme loads, choose versions with bend protection and strain relief clamps.

i Web code: #0571



Cable glands for the Ex area

For reliable operation, various protection type versions are available for armored and non-armored cables; flameproof enclosure (type "d"), increased safety enclosure (type "e"), and restricted breathing enclosure (type "nR").



Standard cable glands

For universal use, choose easy-to-install screw connections with outstanding strain relief. Half screw connections with sealing rim for housings with screw connection glands form part of the product range as well as full screw connections for housings with threads.



Cable glands with bending protection

Cable glands with bend and kink protection as well as integrated strain relief provide you with optimal cable protection.

			
<p>Ex plastic cable glands</p>	<p>Ex brass cable glands</p>	<p>Ex brass and stainless steel cable glands</p>	<p>Ex brass and stainless steel cable glands</p>
<ul style="list-style-type: none"> • Degree of protection: IP66/IP68 • Halogen-free • Metric 	<ul style="list-style-type: none"> • EMC versions • Halogen-free • Degree of protection: IP66/IP68 • Metric 	<ul style="list-style-type: none"> • For unarmored cables • Material: stainless steel 1.4404 / brass • Degree of protection: IP66/IP67/IP68 • Metric 	<ul style="list-style-type: none"> • For armored cables • Material: stainless steel 1.4404 / brass • Degree of protection: IP66/IP67/IP68 • Metric
			
<p>Plastic Cable glands</p>	<p>Brass cable glands</p>	<p>Plastic cable glands with strain relief clamp</p>	<p>Brass cable glands with strain relief clamp</p>
<ul style="list-style-type: none"> • Degree of protection: IP68/IP66 • Metric, Pg and NPT 	<ul style="list-style-type: none"> • EMC versions • Degree of protection: IP68/IP66 • Metric, Pg and NPT 	<ul style="list-style-type: none"> • Degree of protection: IP68/IP69 • Halogen-free • Metric 	<ul style="list-style-type: none"> • Degree of protection: IP68/IP69K • Compression ring made from PA • Halogen-free • Metric, Pg and NPT
			
<p>Plastic cable glands with bend protection</p>	<p>Brass cable screw connections with bend protection</p>	<p>Plastic and brass screw plug</p>	<p>Plastic and brass pressure compensation elements</p>
<ul style="list-style-type: none"> • Degree of protection: IP68/IP69 • Halogen-free • Metric 	<ul style="list-style-type: none"> • Degree of protection: IP68/IP69 • Cable seal • Halogen-free • Metric 	<ul style="list-style-type: none"> • Ex versions • Degree of protection: IP66/IP68 • Metric and Pg 	<ul style="list-style-type: none"> • Ex versions • High air flow rate • Degree of protection: IP66/IP67/IP69 • Metric

Connectors – Flexible housing interfaces for junction boxes

We offer you flexible interfaces for pluggable connections between your control boxes and the field level.

Combine different inserts and transfer power, data and signals over an individual connector.

Additional components with high degrees of protection are available to you for expandable power distribution, efficient service interfaces, secure data transfer and simple sensor/actuator cabling.



Everything in one housing

HEAVYCON modular comprises over 50 modular contact inserts for power, signals, data and compressed air.

 Web code: #0516



Stackable power distribution

Extend the energy supply of your system in a minimum amount of space up to IP67 using the sturdy, stackable DUPLICON connector system. The square housing type enables flexible cable outlet directions.

 Web code: #0004



The perfect connector for any application: HEAVYCON complete provides you with rugged housings and the right contact inserts with a wide variety of connection technologies.

i Web code: #0002



Space-saving service interfaces

Rugged mounting frames with IP65 protection enable use in harsh industrial environments. The data front plates provide you with a wide variety of connection options and simplify maintenance, service and diagnostics.

i Web code: #1092



Fast data transmission

Using the compact M12 connector systems, you can exchange data at a speed of up to 10 Gbps. Integrate IP67 flush-type connectors as an interface for your field cabling.

i Web code: #0296



Simple system cabling

The sensor/actuator box enables flexible, distributed bundling of signals in one master cable. It is attached directly on the junction box. Thanks to rear-side master cable connection, further wiring on the inside is easy.

i Web code: #0939

Cable management, installation and mounting material

Maximum quality and functionality down to the smallest details: Phoenix Contact offers an optimally coordinated range of accessories for junction box and control cabinet manufacturing.

This way, you receive all components for your solution from a single source.

The cable entry system provides a space and cost-saving solution for control cabinet cable feed-through.

Installation and mounting material ensures secure connections and EMC-compliant wiring, making sure that you always have a clear overview.



Modular cable entry system

Using the cable sleeves from CES modular, which can be combined in various ways, you can mount assembled as well as unassembled cables quickly and flexibly.

 Web code: #0570



Cable entry plates

CES Multigates are metal-reinforced cable entry plates. They provide you with numerous options for routing cables through a control cabinet panel with a tight seal.


 Web code: #0570



Cable protection systems

The comprehensive range of plastic and metal protective hoses provides you with reliable solutions for a wide range of applications - up to a degree of protection of IP69K.

 Web code: #0572



Service interfaces are available with the following inserts:


- D-SUB 09
- RJ45
- USB
- Sockets
- SCRJ coupling

i Web code: #1092



Cable routing

Orderly cable routing is absolutely essential for clear arrangement in your control cabinet. This is ensured by cable ducts in various sizes and colors.



Grounding and shielding

Phoenix Contact offers a comprehensive product range covering all aspects of grounding and shielding for your electronic components.



Mounting accessories

Suitable mounting devices allow you to fasten electrical connections and components safely and quickly and to make optimal use of the space in the control cabinet.

i Web code: #0094

i Web code: #0845

i Web code: #0094

Marking, labeling and tools

Amazingly easy

MARKING system – this consists of compatible software and hardware for quick, easy marking of your CLIPSAFE junction boxes.

For whichever printing system you choose, a wide range of marking materials for terminals, conductors, devices and systems is available for labeling your entire application. These materials are controlled by software.

TOOL fox – the right quality tool for every application

i Web code: #0290



CLIP PROJECT combines our proven planning software for terminal strip configuration with a high-performance marking tool.

i Web code: #1093



Terminal marking

Terminal markers are offered in marked and unmarked form in the UniCard and UniSheet formats, or in a roll or sheet format.

i Web code: #0846

The TOPMARK LASER marking system lets you implement the requirements of advanced industrial labeling with exceptional flexibility.


i Web code: #0849



Wire and cable marking

There are numerous variants of wire and cable marking. The markers are either threaded, inserted, clipped on, affixed or mounted using cable binders. They are available in non-printed or printed form.

i Web code: #0574



Equipment marking

Various device markers are available for optimum, individual marking of control cabinets, switchgears and their components.

i Web code: #0847



Plant marking

Numerous safety markings are available for the clear and comprehensive marking of plants. These signs can be delivered in non-printed form or are printed by our marking service individually according to customer specifications.

i Web code: #0848

Control cabinet engineering made easy

Using the right components and solutions

CLIP PROJECT combines our proven planning software for terminal strip configuration with a high-performance marking tool. Direct data exchange with all conventional CAE programs, along with the creation of complete project documentation (such as order, parts, structure, and mounting lists) are what make this configuration software unique. And there's more: with CLIP PROJECT you can also create the marking for any of your applications.

Configure your terminal strip quickly and flawlessly with CLIP PROJECT. Using the marking module of CLIP PROJECT, you can give your manufactured product the right marking – no matter which printing system and material is used.

If you are doing your own manufacturing, we will provide support ...



... in planning

Use CLIP PROJECT to develop your DIN rail modules – complete with bridging, marking, and further accessories. An automatic correction function ensures that your structure contains all of the necessary end covers, holders, etc.




... in production

CLIP PROJECT creates complete order, parts, structure, and mounting lists as well as a two-dimensional drawing of your terminal strips at the click of a mouse. This allows you to manufacture your terminal strips quickly and easily. It simplifies and speeds up the manufacturing process.




... in assembly

Regardless of whether you pre-assemble the terminal strips or combine the components in the control cabinet, CLIP PROJECT provides you with consistent documentation for creating the structure without any problems.



We deliver installation-ready components and solutions:



Printed marking material

Do you want to be able to handle short-term peaks in demand? No problem. With our marking and printing service you can increase your printing capacity easily and flexibly, without the need for additional investment.



Completely assembled terminal strips

With CLIP PROJECT, you can create terminal strips to suit your requirements. Just use the built-in e-mail function to send the data to us, and we will deliver the completely assembled and labeled terminal strips directly to your production facility. Quick and easy – all you need to take care of is installation.



Connection-ready junction boxes

The perfect solution for every application. We integrate your components into industrial housings, either directly or on terminal strips, regardless of whether they are made from stainless steel, sheet steel, aluminum, polyester or polycarbonate. We take care of the wiring for you, too. All you need to do is install the junction boxes.

Phoenix Contact as a partner for the process industry

Our products have high quality and durability. International norms and standards establish the basis for global use in process technology and process engineering.

Phoenix Contact develops products specifically in accordance with the strictest process industry requirements. Our daily dedication results in dependable products. The quality of our products is the key. Product quality is generated in each step of production and not simply an aspect that is checked after products have been finished.



Partner for the process industry – Components and solutions for your success

We offer you a comprehensive service and engineering range for our comprehensive product portfolio. We pick everything from product sets and wired terminal strips right up to suitable Ex junction boxes for field installation, all according to customer specifications. Choose your connection or automation solution from more than 40,000 products in a one-stop shopping environment, and take advantage of the comprehensive consulting and services we offer.

An international team of experts from Phoenix Contact supports you in this process with expertise and innovative ability.

In this brochure, we have compiled the products that are ideal for use in planning process technology and process engineering systems.

Phoenix Contact offers innovative solutions for all your requirements in the field of process technology. We would be happy to implement solutions to meet your specific needs.



Partner for the process industry
Components and solutions for your success



Brochure available for order

52004343 German

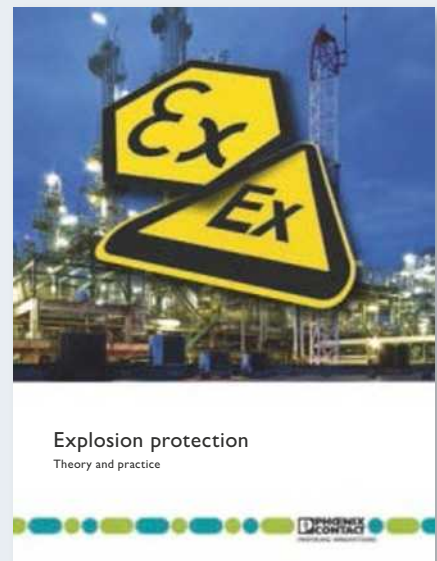
52004450 English



Explosion protection – Theory and practice

The brochures with information about explosion protection are intended to raise awareness regarding the specific risks of systems with potentially explosive atmospheres among builders, planners and operators and to offer support during daily work. This topic is not just a point of discussion when dealing with traditional systems in the chemical and petrochemical industry. A substantial potential for hazards exists, even in areas that initially seem harmless such as those in the food industry. The correlation between explosion protection and gases is often mentioned. But explosive atmospheres can also result from dust.

You can also use this comprehensive reference book for your Ex applications.



Brochure available for order

5107652 German

5149416 English



Always up-to-date, always available to you. Here you'll find everything on our products, solutions and service:

phoenixcontact.com

Product range

- Cables and wires
- Charging technology for E-Mobility
- Connectors
- Controllers
- Electronics housings
- Electronic switchgear and motor control
- Fieldbus components and systems
- Functional safety
- HMIs and industrial PCs
- I/O systems
- Industrial communication technology
- Installation and mounting material
- Lighting and signaling
- Marking and labeling
- Measurement and control technology
- Monitoring
- PCB terminal blocks and PCB connectors
- Power supply units and UPS
- Protective devices
- Relay modules
- Sensor/actuator cabling
- Software
- Surge protection and interference filters
- System cabling for controllers
- Terminal blocks
- Tools

PHOENIX CONTACT GmbH & Co. KG
Flachsmarktstraße 8
32825 Blomberg, Germany
Phone: +49 52 35 3-00
Fax: +49 52 35 3-4 12 00
E-mail: info@phoenixcontact.com
phoenixcontact.com